



5520 Northwest Drive
Bellingham WA 98226
360.305.0944

High Speed Landing Craft LC-9

June 17, 2020


Product Overview

The LC-9 incorporates a number of innovative Hard Drive Marine features including a massive [Maxgate](#) landing door and a modular console.

The [Maxgate](#), with extra heavy duty hydraulics not only allows you to drive large vehicles on and off the beach, it will easily lift the truck as well.

The mobile console allows the captain to position himself anywhere necessary on the boat, ensuring maximum visibility, comfort, and safety, regardless the configuration of the load.

The open design of this boat allows the use of custom deck components that can be placed or removed as needed. Components can include cabins, elevated bridges, pump tanks, dry cargo containers, haz-mat kits, row seating, and more.



Project Details


HULL MODEL 4011

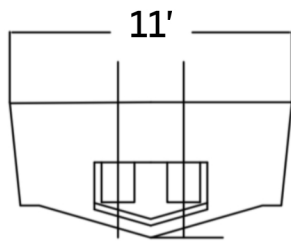
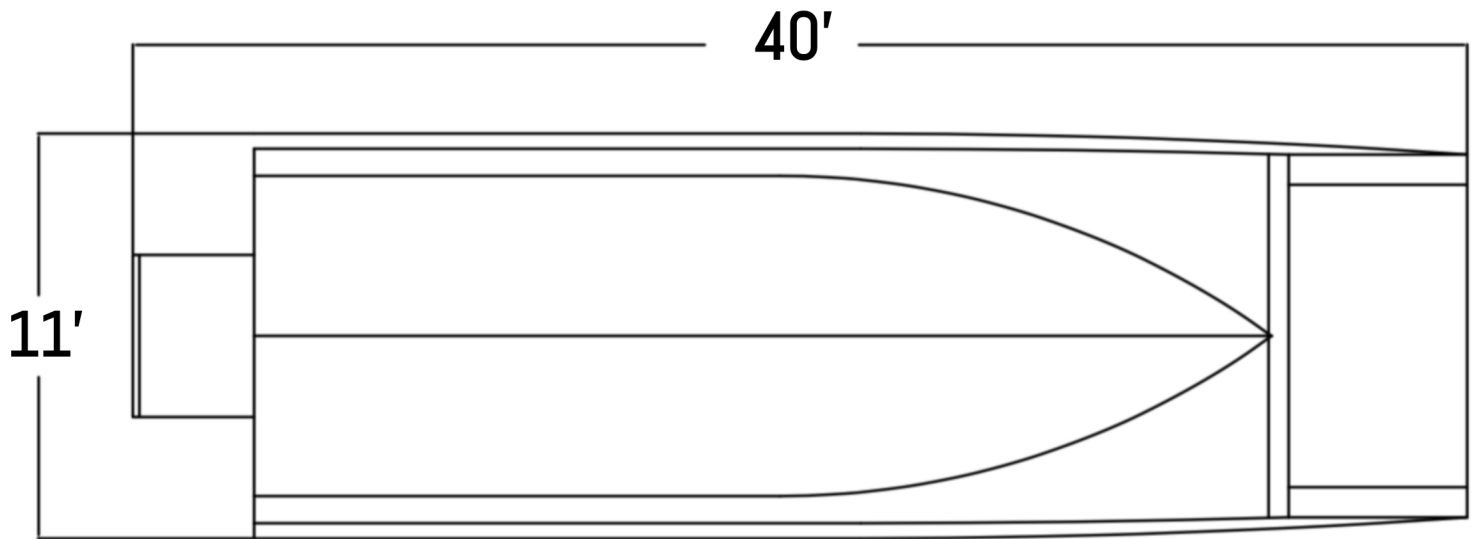
BUILD #LC-9

DIMENSIONS: LENGTH 40' BEAM 11'

POWER: X2 SUZUKI 300 HP

More Photos





4011



Project Details:

Hull Model 4011

Dimensions LOA 40' x 11'

Power: X2 SUZUKI 300 HP

